

GLOBAL MARKET SEGMENTATION-WET AMD SUBMARKET

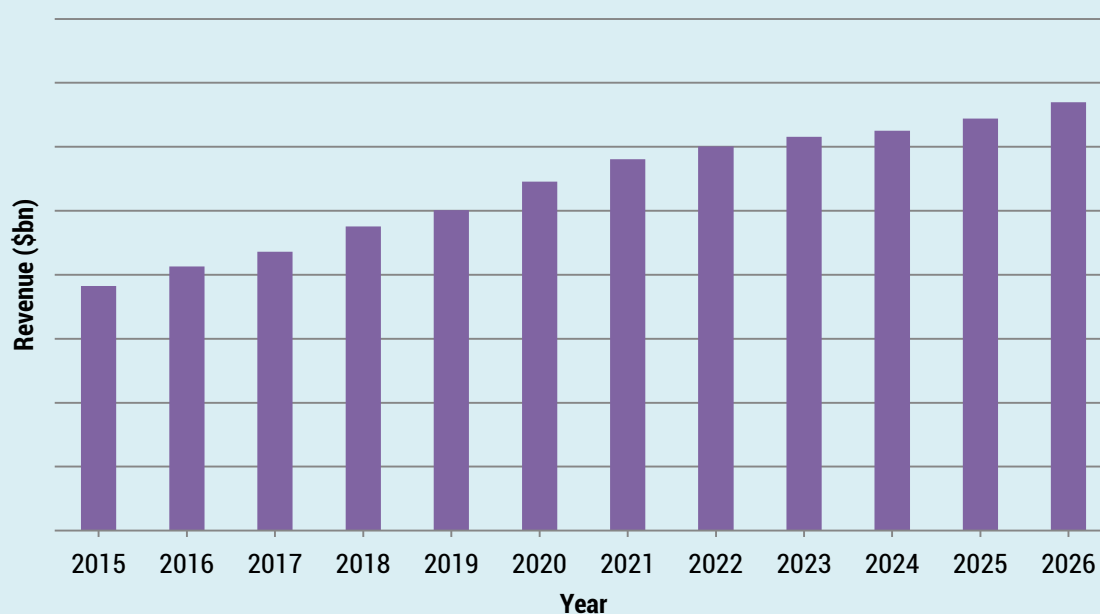
Table 7: Wet AMD Segment Forecast Revenue (\$bn), AGR (%), CAGR (%), 2015-2020

	2015	2016	2017	2018	2019	2020
Revenue (\$bn)	x	x	x	x	x	x
Annual Growth (%)		x	x	x	x	x
CAGR (%) 2015-2020	x					

Table 8: Wet AMD Segment Forecast Revenue (\$bn), AGR (%), CAGR (%), 2020-2026

	2020	2021	2022	2023	2024	2025	2026
Revenue (\$bn)	x	x	x	x	x	x	x
Annual Growth (%)	x	x	x	x	x	x	x
CAGR (%) 2020-2026	x						

Figure 14: Wet AMD Segment Forecast Revenue (\$bn), 2015-2026



Source: DART 2016

Figure 28: Market Breakdown by Disease Segment Market Share (%), 2020

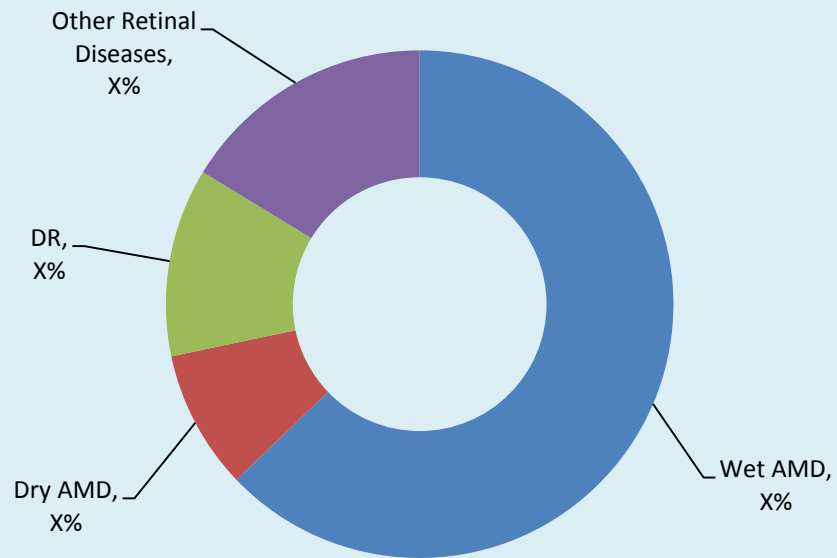
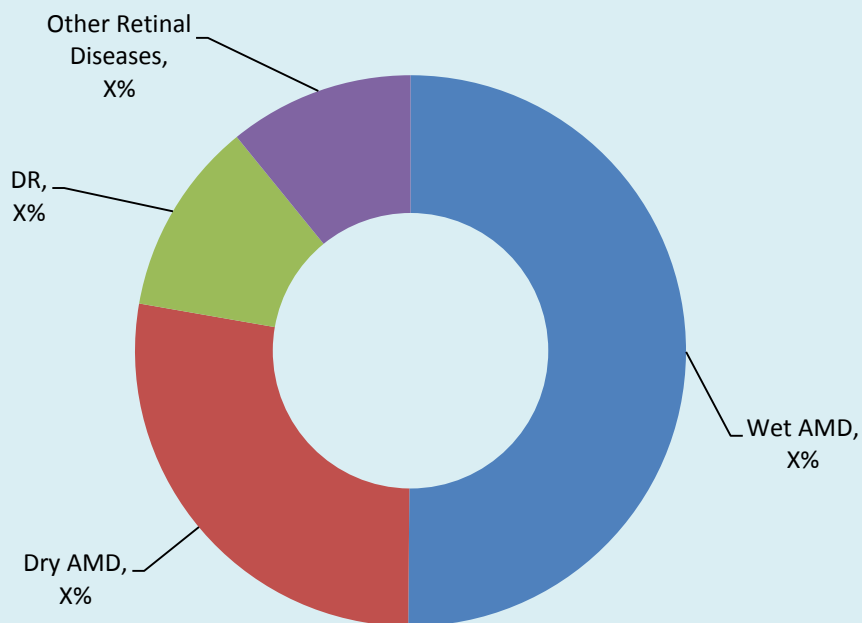


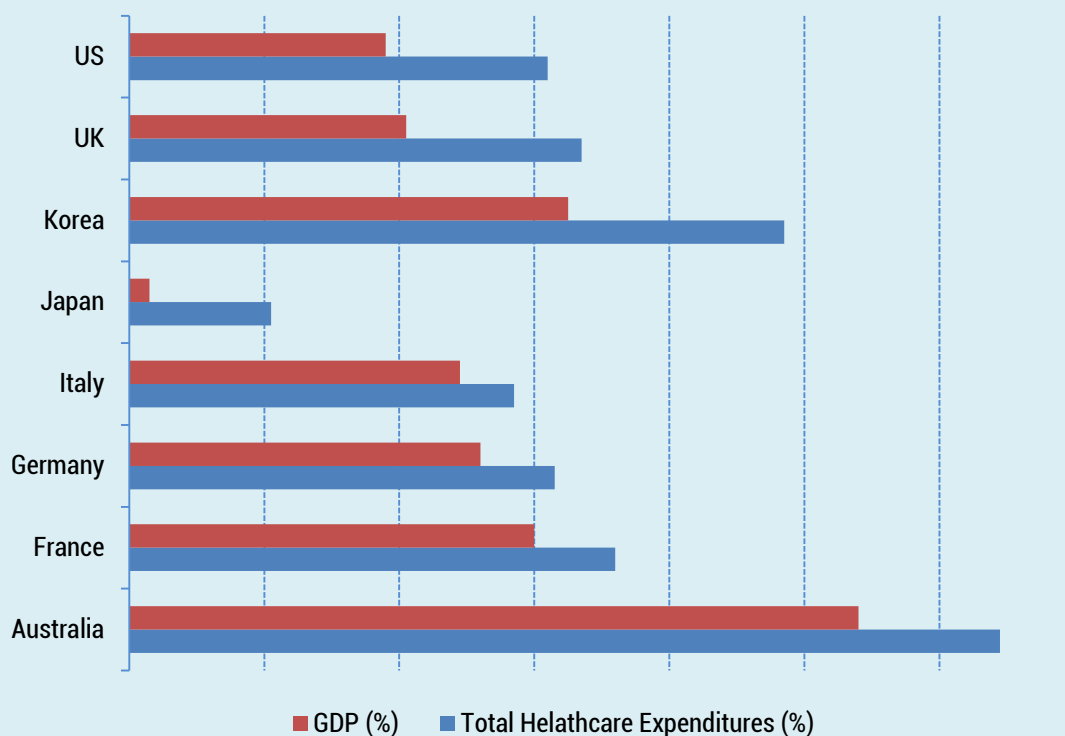
Figure 29: Market Breakdown by Disease Segment Market Share (%), 2026



Source: DART 2016

10.2 Pricing, Reimbursement and Market Access – Retinal Diseases Drugs Market

Figure 57: Healthcare Expenditure and GDP for Countries, 2013



Source: DART 2016, Economist Intelligence Unit

Overall the ophthalmic sector of healthcare has higher reimbursement policies knowing the effect blindness has on the society. Also the costs related to ophthalmic treatments for the society is very high. However, during the forecast period it is expected to see payer reluctance as the global economic situation since 2008 has not recovered to balance the present healthcare costs.

Pricing plays the major role in drug industry. Since there is a rising healthcare cost in the world, market access has gained huge importance giving the power to payers for influencing pharmaceutical